

# Operating Manual

## YUME Nagomi (iXi) Replacement Piping Kit / Replacement Piping Cover

Thank you for purchasing Takara Belmont product.

Please read this manual thoroughly before use to ensure correct use. Failure to read this manual may result in an accident.

This product is professional-use equipment for hair salons. Do not use the product for purposes other than beauty and barber treatment. Keep this manual in a safe place and review it whenever necessary.

2016.12  
1E03U8A0 (Order No.)  
Ver. 2

**TAKARA  
BELMONT**

Products not covered by warranty

### ○Piping kit

Yume Nagomi (iXi) replacement piping kit H

Code: EA-YMIXIPKH

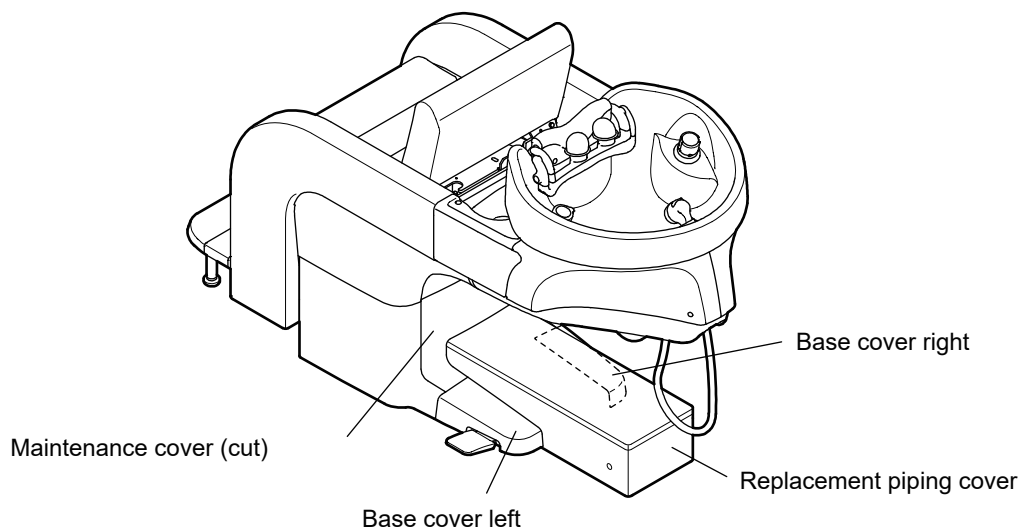
Yume Nagomi (iXi) replacement piping kit L

Code: EA-YMIXIPKL

### ○Piping cover

Yume Nagomi (iXi) replacement piping cover

Code: EA-YMIXIPC



Note: This instruction manual is a supplementary manual only for using YUME NAGOMI (iXi) replacement piping kit and replacement piping cover. For the handling of the main unit, follow the "YUME NAGOMI Operating Manual".

## ○Safety Precautions (Adhere to these precautions at all times)

### ■Before using this product

The "Safety Precautions" contained in this booklet should be thoroughly read and understood before use.

### ■Precautions listed here

The precautions listed here are to ensure that this product can be used safely, and to prevent any danger or risk to the person using this product or those around them.

These precautions are important for ensuring safety. Adhere to these precautions at all times. Takara Belmont is not responsible for any damage or risk to the person using this product or those around them due to accidents if this product is used without adhering to the "Safety Precautions". In this case, the person failing to adhere to the "Safety Precautions" will be responsible for any damage or risk incurred. Detailed descriptions of symbols are provided below. Read and understand these symbols thoroughly before reading this manual.

### ■Symbols



**Warning**

If this symbol is ignored and the product is used, "there is the risk of death or serious injury to the user".



**Caution**

If this symbol is ignored and the product is used, "there is the risk of light or moderate injury or physical damage".















Common danger, warning and caution notifications



Common prohibited actions



Guidance or instruction regarding common user actions

 <b>Caution</b>	
 Do not climb on the replacement piping cover. Failure to follow this instruction may damage the product, leading to injury.	 Do not subject the unit to shocks. Do not subject the unit to shocks. Failure to follow this instruction may cause damage, leading to injury.
 Do not use this product with the cover broken. Replace the cover if it breaks. Continuing to use this product with a broken cover may cause a malfunction or an accident.	 Do not spray the replacement piping cover with water. Take care not to spray the replacement piping cover with water. If water does come in contact with the cover, wipe them dry as soon as possible. Water entering between the cover and floor may cause corrosion of the cover and the floor.
<b>Handling precautions</b>	
 Do not hit the replacement piping cover with objects. Do not hit the replacement piping cover with hard objects. Failure to follow this instruction may cause deformation or damage to the cover.	 After use, wipe water away from replacement piping cover. Leaving the replacement piping cover with water on it may cause corrosion of the cover and the floor.
 If chemicals spill on to this cover, wipe them dry as soon as possible. Failure to follow this instruction may cause discoloration and stains may not be removed. Also, if chemicals spill on to the floor, wipe them dry as soon as possible.	 Do not place objects on this cover. Placing heavy objects on the replacement piping cover may cause damage such as scratches or cracks.
 Be careful of steps on the replacement pipe cover. Height of the replacement piping cover is 160 mm above the floor. Please be careful about tripping while walking as there is a risk of tripping and falling, resulting in injury.	 Do not apply direct sunlight and heat from the stove. Do not apply direct sunlight and heat from the stove to the cover. Failure to follow this instruction may cause discoloration.
	 Do not wipe with chemicals or apply heat. Failure to follow this instruction may cause deterioration or deformation. If chemicals adhere to the replacement piping cover, wipe it off immediately.

<b>Specification</b>			
Name	Nagomi (iXi) replacement piping cover	Nagomi (iXi) replacement piping kit H	Nagomi (iXi) replacement piping kit L
Code	EA-YMIXIPC	EA-YMIXIPKH	EA-YMIXIPKL
External Dimensions (Width×Depth×Height)	640mm×230mm×155mm	450mm×370mm×190mm (External dimensions of the package)	450mm×370mm×190mm (External dimensions of the package)
Weight	3.5kg	1.5kg	1.5kg

## ○Handling precautions

### ■Replacement piping cover

Wipe clean with a soft, dry cloth. If they are extremely dirty, wipe with detergent diluted with water, and always wipe them dry.



#### Caution

Never use volatile chemicals such as thinners, alcohol, nail polish remover, gasoline or kerosene, cleaning products such as wax with a scourer, a sponge with a scourer, detergents that include organic solvents, acidic, alkaline or chlorine-based detergents, or scouring pads. Failure to follow this instruction may cause scratches or discoloration.



**TAKARA BELMONT CORPORATION**

1-1, 2-Chome, Higashi-shinsaibashi, Chuo-ku, Osaka, Japan

TEL : (06) 6213-5945

FAX : (06) 6212-3680

Printed in Japan